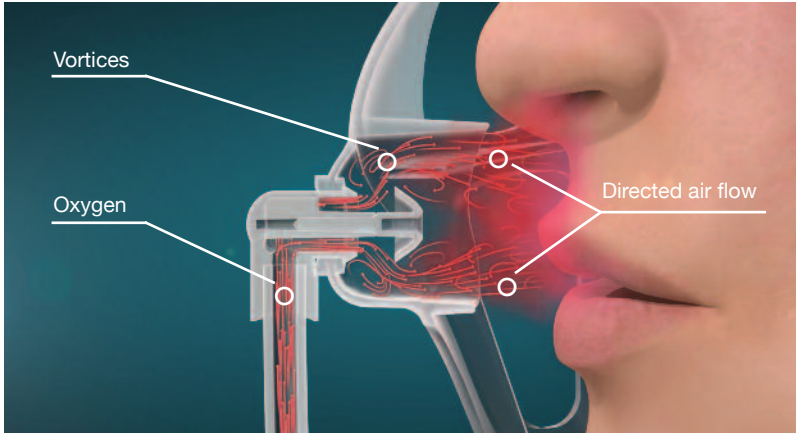
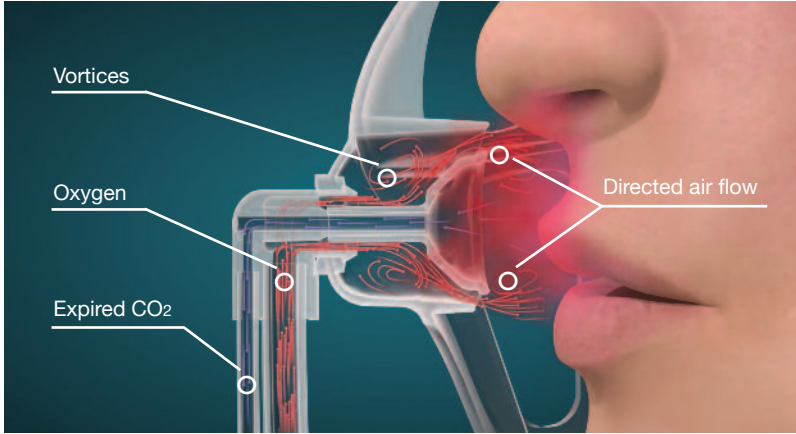


OxyMask™ Mode of Action

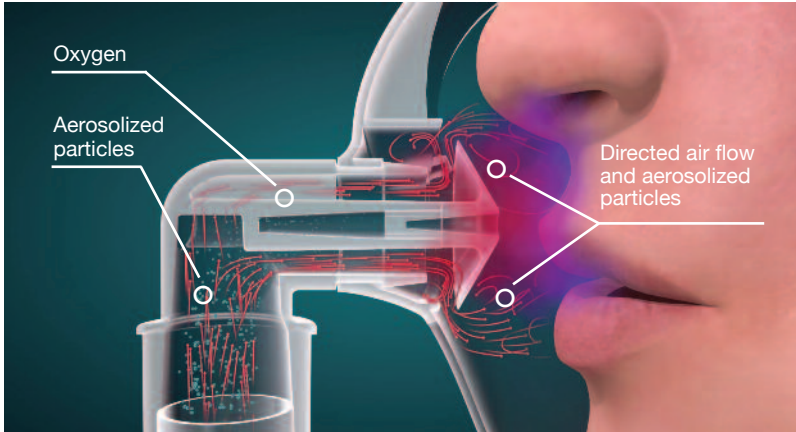
OxyMask™
O₂ Delivery



OxyMask™ ETCO₂
O₂/CO₂



OxyMulti-Mask™
O₂/Aerosol Delivery



The Technology

OxyMask: O₂ Delivery

- OxyMask™ is a highly efficient 'open' mask system that eliminates the need for a closed design, valves and reservoirs.
- OxyMask™ incorporates an innovative Pin and Diffuser that concentrates and redirects the flow of oxygen.
 - The mushroom-shaped Pin redirects the flow of oxygen forming an organized pattern of vortices and a cloud of concentrated oxygen molecules.
 - The triangular directional Diffuser refines the shape of the oxygen vortices and directs the flow towards the patient's nose and mouth.
- During the patient's inhalation, oxygen flow is mixed with room air drawn in through the mask openings. Respiratory mechanics and breathing patterns determine how room air combines with the delivered oxygen.
- The concentration of oxygen received during the breath is a function of the oxygen flow compared to the patient's inspiratory flow and tidal volume.
- During exhalation, the mask openings allow expired carbon dioxide to escape.



[OxyMask™](#)

OxyMask ETCO₂: O₂ Delivery and ETCO₂ Sampling

- During exhalation, although the mask openings allow expired carbon dioxide to escape, the mushroom shaped pin that is linked to an End tidal CO₂ sample line, allows for expired carbon dioxide to be monitored. These sample lines can be attached to a side stream ETCO₂ monitor to obtain tracings.



[OxyMask™ ETCO₂](#)

OxyMulti Mask: O₂ and Aerosol Delivery

- To provide medicated aerosol therapy, remove the connector from the mask's swivel elbow and attach a nebulizer set up. Attach the oxygen tubing to the flow meter and adjust the flow as per nebulizer manufacturer's specs.
- For high particulate humidity, remove the connector from the swivel elbow and attach the corrugated tubing. Attach the other end of the corrugated tubing to the high humidity humidifier set up and adjust the flow rate and oxygen percentage as prescribed, to achieve or maintain the prescribed oxygen saturation.



[OxyMulti™
Mask](#)



How to Scan QR Code - Open a QR code application on your mobile device. Point the camera at the square QR code. The URL will open automatically. Free QR code readers are available in your android or apple app store.

